


Ultra V Pro mini

HALF-CELL N-Type TOPCon MONOFACIAL MODULE

TYPE: STPXXXS - C60-Nkh

470-490W **22.7%**
POWER OUTPUT MAX EFFICIENCY



High module conversion efficiency

Module efficiency up to **22.7%** achieved through advanced cell technology and manufacturing process



Multi busbar technology

Superior optical utilization and current collection capability, effectively improving product power and reliability



Excellent low light performance

More power output in low light conditions such as cloudy days, mornings and evenings



Extended wind and snow load tests

Module certified to withstand extreme wind (**2400 Pascal**) and snow loads (**5400 Pascal**)*



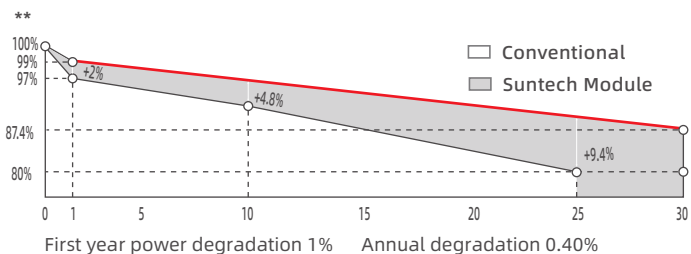
Tier 1
Bloomberg
NEW ENERGY FINANCE

ISO 14001 Environment Management System
ISO 45001 Occupational Health and Safety
ISO 9001 Quality Management System
SA 8000 Social Responsibility Standards
IEC TS 62941 Guideline for Module Design

IEC 61701 Salt-mist certification
IEC 62716 ammonia certification
IEC 60068-2-68 Dust and Sand
IEC 61730-2 (UL790) fire class C



30 years of linear warranty
25 years of product warranty



* Please refer to Suntech Standard Module Installation Manual for details.

** Please refer to Suntech Limited Warranty for details.

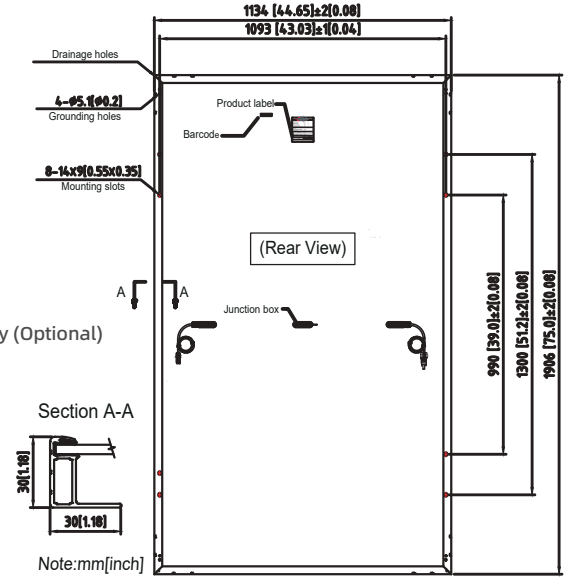
*** WEEE only for EU market.

**** Suntech reserves the right to the final.

Ultra V Pro mini STPXXXS - C60-Nkh 470-490W

Mechanical Characteristics

Solar Cell	N-type Monocrystalline silicon 182 mm
No. of Cells	120 (6 × 20)
Dimensions	1906 × 1134 × 30 mm (75.0 × 44.6 × 1.2 inches)
Weight	23.9 kgs (52.7 lbs.)
Front Glass	3.2 mm (0.126 inches) fully tempered glass
Output Cables	4.0 mm ² , (-) 350 mm (+) 160 mm in length or customized length
Junction Box	IP68 rated (3 bypass diodes)
Operating Module Temperature	-40 °C to +85 °C
Maximum System Voltage	1500 V DC (IEC)
Connectors	Wuxi Suntech STP-XC4-4 (Default)/ Staubli PV-KST4-EVO2A/xy (Optional)
Maximum Series Fuse Rating	25 A
Power Tolerance	0/+5 W
Frame	Anodized aluminum alloy frame
Packing Configuration	37 pcs/pallets, 74pcs/stack, 888 Pieces per container /40'HC 1936×1140×1249mm



Electrical Characteristics

Module Type	STP490S-C60-Nkh		STP485S-C60-Nkh		STP480S-C60-Nkh		STP475S-C60-Nkh		STP470S-C60-Nkh	
	STC	NMOT	STC	NMOT	STC	NMOT	STC	NMOT	STC	NMOT
Testing Condition	STC	NMOT	STC	NMOT	STC	NMOT	STC	NMOT	STC	NMOT
Maximum Power (Pmax/W)	490	374.6	485	370.8	480	367.1	475	363.2	470	359.4
Optimum Operating Voltage (Vmp/V)	36.46	34.5	36.28	34.4	36.09	34.2	35.9	34	35.71	33.9
Optimum Operating Current (Imp/A)	13.44	10.85	13.37	10.79	13.30	10.74	13.23	10.68	13.16	10.61
Open Circuit Voltage (Voc/V)	44.15	42.0	43.95	41.8	43.75	41.6	43.54	41.4	43.33	41.2
Short Circuit Current (Isc/A)	14.14	11.40	14.07	11.34	14	11.29	13.92	11.22	13.84	11.16
Module Efficiency (%)	22.7		22.4		22.2		22.0		21.7	

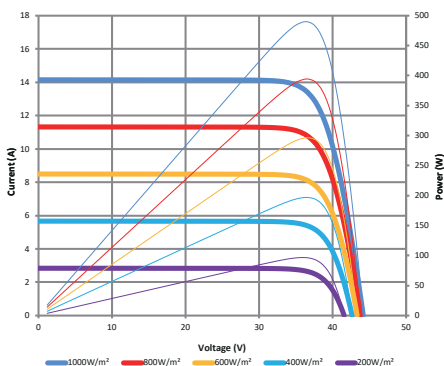
STC: Irradiance 1000 W/m², module temperature 25 °C, AM=1.5; NMOT: Irradiance 800 W/m², ambient temperature 20 °C, AM=1.5, wind speed 1 m/s; Measuring tolerance of Pmax, Voc, Isc is within +/- 3%;

Temperature Characteristics

Nominal Module Operating Temperature (NMOT)	42 ± 2 °C
Temperature Coefficient of Pmax	-0.29%/°C
Temperature Coefficient of Voc	-0.25%/°C
Temperature Coefficient of Isc	+0.046%/°C

Information on how to install and operate this product is available in the installation instruction. All values indicated in this data sheet are subject to change without prior announcement. The specifications may vary slightly. All specifications are in accordance with standard EN 50380. Color differences of the modules relative to the figures as well as discolorations of/in the modules which do not impair their proper functioning are possible and do not constitute a deviation from the specification.

Graphs Current-Voltage & Power-Voltage Curve (490W)



Information bar

